



**2024 SDSSAA ALPINE SKI CHAMPIONSHIP**  
**Wednesday, February 7th - Adanac Ski Hill**  
**GIRLS**

BIB	LEV	LAST	FIRST	SCH	SLALOM		GIANT SLALOM 1		GIANT SLALOM 2		GS TOTAL		OVERALL		OV PL	
					TIME	PL: GATE	TIME	PL: GATE	TIME	PL: GATE	TIME	PL	TOT TM:	TOT PL		
7	HS	Bouchard	Kate	MMA	32.71	1	27.04	1			27.04	1	59.75	2	1	
19	HS	Wagemann	Alexys	MMA	34.97	2	28.36	2			28.36	2	63.33	4	2	
54	HS	Williamson	Reese	BAC	39.42	4	30.11	4			30.11	4	69.53	8	3	
9	HS	Jones	Bay	LOC	39.42	3	31.27	6			31.27	6	70.69	9	4	
30	HS	Bischoff	Addisyn	LEP	39.89	5	32.22	9			32.22	9	72.11	14	5	
15	HS	Fournier	Aimée	CND	41.25	8	31.44	7			31.44	7	72.69	15	6	
17	HS	MacIsaac	Lilly	LEP	41.44	10	31.63	8			31.63	8	73.07	18	7	
6	HS	Hobson	Bryn	SCC	40.79	7	32.97	11			32.97	11	73.76	18	8	
4	HS	Frappier	Karine	HAN	40.46	6	34.40	16			34.40	16	74.86	22	9	
37	HS	Purvis	Mackenzie	BAC	41.39	9	33.61	13			33.61	13	75.00	22	10	
16	HS	Selby	Lilah	LOC	41.63	11	34.60	18			34.60	18	76.23	29	11	
12	HS	O'Daiskey	Cameron	BAC	43.44	15	33.97	14			33.97	14	77.41	29	12	
42	HS	Bouffard	Sasha	CND	42.90	13	34.42	17			34.42	17	77.32	30	13	
32	HS	Kingshott	Tia	MMA	45.66	21	32.93	10			32.93	10	78.59	31	14	
22	HS	Trosinski	Caedene	BAC	42.47	12	35.26	22			35.26	22	77.73	34	15	
58	HS	Sullivan	Breeanna	CND	43.38	14	35.14	21			35.14	21	78.52	35	16	
25	HS	Hodak	Hannah	CND	43.75	16	35.01	20			35.01	20	78.76	36	17	
35	HS	Bischoff	Kaelyn	LEP	44.32	18	35.26	23			35.26	23	79.58	41	18	
52	HS	Jebreen	Lylah	MMA	46.02	22	34.90	19			34.90	19	80.92	41	19	
47	HS	Nicholls	Alexis	LEP	43.95	17	37.21	26			37.21	26	81.16	43	20	
27	HS	Caissie	Ella	BAC	44.48	20	37.62	28			37.62	28	82.10	48	21	
45	HS	Fosten	Katie	MMA	46.37	24	36.15	24			36.15	24	82.52	48	22	
34	HS	Labelle	Émilie	ESMC	44.45	19	38.51	29			38.51	29	82.96	48	23	
1	HS	Colasimone	Katelyn	SBS	46.34	23	38.72	31			38.72	31	85.06	54	24	
55	HS	Whynott	Zoey	ESMC	47.61	26	38.60	30			38.60	30	86.21	56	25	
57	HS	Trosinski	Madison	BAC	49.30	31	37.22	27			37.22	27	86.52	58	26	
46	HS	Legault	Annabelle	ESMC	47.73	28	39.10	32			39.10	32	86.83	60	27	
61	HS	Sullivan	Hannah	CND	53.23	35	37.08	25			37.08	25	90.31	60	28	
18	HS	Dini	Audi	SCC	46.79	25	40.51	36			40.51	36	87.30	61	29	
5	HS	McDonald	Maggie	LEP	999.00	61	DSQ	29.31	3		29.31	3	1028.31	64	30	
53	HS	Tremblay	Brielle	ESMC	48.52	29	41.73	37			41.73	37	90.25	66	31	
13	HS	McAllister	Chloe	SBS	52.40	33	39.53	33			39.53	33	91.93	66	32	
48	HS	Gibbs	Addison-May	BAC	999.00	61	DSQ	30.52	5		30.52	5	1029.52	66	33	
40	HS	Dauphinais	Nawelle	ESMC	54.46	37	39.90	34			39.90	34	94.36	71	34	
38	HS	Monarin	Elaina	SBS	49.93	32	45.89	41			45.89	41	95.82	73	35	
28	HS	Brady-Burns	Madeleine	SSS	52.91	34	44.48	39			44.48	39	97.39	73	36	
21	HS	Legault	Alexie	ESMC	999.00	61	DSQ	33.03	12		33.03	12	1032.03	73	37	
44	HS	Prévost	Adele	CND	999.00	61	DSQ	34.18	15		34.18	15	1033.18	76	38	
36	HS	Charbonneau	Rylee	SCC	57.05	38	50.20	42			50.20	42	107.25	80	39	
3	HS	Boucher	Sophie	CND	53.59	36	54.41	44			54.41	44	108.00	80	40	
51	HS	Raymond	Bailey	CND	47.70	27	999.00	66	DSQ		999.00	66	1046.70	93	41	
26	HS	Crew	Kendra	LOC	48.96	30	999.00	66	DNF		999.00	66	1047.96	96	42	
56	HS	Flanagan	Fae	MMA	999.00	61	DSQ	42.02	38		42.02	38	1041.02	99	43	
31	HS	Moore	Martina	SCC	999.00	61	DSQ	44.61	40		44.61	40	1043.61	101	44	
62	HS	Tibault-Gilchrist	Émilie	CND	999	61	DNF	50.44	43		50.44	43	1049.44	104	45	
59	HS	Bertrand	Makinley	BAC	999	61	DSQ	999.00	66	DSQ		999.00	66	1998.00	127	46
10	DNS	HS	Jorgensen	Avery	SSS						0.00	0	0.00	999	999	
11	DNS	HS	Perron	Sophie	ESMC						0.00	0	0.00	999	999	
23	DNS	HS	McIsaac	Alexis	SSS						0.00	0	0.00	999	999	
29	DNS	HS	Berardi	Lea	SBS						0.00	0	0.00	999	999	
39	DNS	HS	Pineau	Lauren	LOC						0.00	0	0.00	999	999	
43	DNS	HS	Tellier	Kameron	MMA						0.00	0	0.00	999	999	
67	OP	Thorsteinson	Maija	LOC	27.40	1	23.76	1			23.76	1	51.16	2	1	
63	OP	Woods	Ava	SBS	29.2	4	25.65	3			25.65	3	54.85	7	2	
72	OP	Korcak	Elizabeth	LEP	28.73	3	26.27	5			26.27	5	55.00	8	3	
65	OP	Kim	Raphaëla	LEP	32.47	6	25.47	2			25.47	2	57.94	8	4	
64	OP	Phillips	Samantha	CND	30.95	5	25.70	4			25.70	4	56.65	9	5	
69	OP	Fitzpatrick	Ava	SBS	28.59	2	29.34	9			29.34	9	57.93	11	6	
70	OP	Kaufman	Cassie	LEP	34.37	8	28.17	6			28.17	6	62.54	14	7	
71	OP	Grieve	Avery	LOC	36.30	9	28.52	7			28.52	7	64.82	16	8	
68	OP	St Onge Winckel	Ella	CND	33.54	7	999.00	14	DSQ		999.00	14	1032.54	21	9	
66	DNS	OP	Pilkey-Brosseau	Abbie-mai	HAN						0.00	0	0.00	0	999	

\*note: overall placement based on places first then total times if tied



**2024 SDSSAA ALPINE SKI CHAMPIONSHIP**  
**Wednesday, February 7th - Adanac Ski Hill**  
**BOYS**

BIB	LEV	LAST	FIRST	SCH	SLALOM			GIANT SLALOM 1			GIANT SLALOM 2			GS TOTAL		TOT TM	TOT PL	PL
					TIME	PL	GATE	TIME	PL	GATE	TIME	PL	GATE	TIME	PL	TIME	PL	
100	HS	Young	Mac	LOC	33.53	1		27.11	2				27.11	2	60.64	3	1	
97	HS	Ciulini	Curtis	LOC	34.71	2		27.84	3				27.84	3	62.55	5	2	
87	HS	Lachance	Cowen	LIV	35.42	4		27.88	4				27.88	4	63.30	8	3	
122	HS	Trottier	Cole	LOC	35.15	3		29.02	8				29.02	8	64.17	11	4	
110	HS	Beljo	Maks	LOC	36.53	6		28.81	7				28.81	7	65.34	13	5	
93	HS	Costello	Jacob	SBS	35.79	5		29.66	9				29.66	9	65.45	14	6	
81	HS	Gauthier LeCoc	Mathias	ESMC	37.48	8		28.74	6				28.74	6	66.22	14	7	
113	HS	Hodder	Ethan	LOC	36.75	7		30.17	11				30.17	11	66.92	18	8	
121	HS	Young	Cam	LOC	38.28	10		29.70	10				29.70	10	67.98	20	9	
79	HS	Blum	Sheamus	SBS	38.07	9		30.29	13				30.29	13	68.36	22	10	
91	HS	Kawa	Ben	LEP	39.14	11		30.54	15				30.54	15	69.68	26	11	
126	HS	Duncan	Ewan	LOC	39.97	14		30.35	14				30.35	14	70.32	28	12	
107	HS	Petroski	Jonas	SBS	39.30	12		32.01	18				32.01	18	71.31	30	13	
119	HS	Hulisz	Evan	LOC	40.29	17		31.13	16				31.13	16	71.42	33	14	
95	HS	Bradley	Mathieu	CND	39.98	15		32.26	21				32.26	21	72.24	36	15	
84	HS	Beaudry	Nicolas	CHA	40.51	20		31.35	17				31.35	17	71.86	37	16	
85	HS	Cormier	Nathan	BAC	40.57	21		32.11	20				32.11	20	72.68	41	17	
127	HS	Wells	Hayden	LOC	40.36	19		32.33	22				32.33	22	72.69	41	18	
123	HS	Dutrisac	Parker	LOC	43.19	24		32.07	19				32.07	19	75.26	43	19	
78	HS	Frappier	Xavier	HAN	39.96	13		33.83	31				33.83	31	73.79	44	20	
108	HS	Ewing-Bui	Kydan	ESMC	40.30	18		33.17	26				33.17	26	73.47	44	21	
102	HS	Toupin	Pierre	ESMC	40.29	16		33.51	29				33.51	29	73.80	45	22	
75	HS	Coe	Ryder	LOC	999.00	45	DSQ	25.79	1				25.79	1	1024.79	46	23	
104	HS	Hodak	Darius	CND	42.53	23		33.15	24				33.15	24	75.68	47	24	
109	HS	Caissie	Charlie	BAC	999.00	45		28.41	5				28.41	5	1027.41	50	25	
89	HS	McLeish	Liam	HAN	41.94	22		34.44	32				34.44	32	76.38	54	26	
125	HS	Ciulini	Caleb	LOC	43.3	27		33.30	28				33.30	28	76.60	55	27	
82	HS	Leduc	Jacob	HOR	999.00	45		30.19	12				30.19	12	1029.19	57	28	
117	HS	William	Milner	SBS	43.28	26		35.17	33				35.17	33	78.45	59	29	
112	HS	Morin	Lukas	CND	44.73	30		33.68	30				33.68	30	78.41	60	30	
76	HS	Stelin	Lapointe	LAS	43.21	25		35.58	34				35.58	34	78.79	59	31	
106	HS	Mathieu-Gibson	Rylan	CND	45.19	31		36.05	36				36.05	36	81.24	67	32	
94	HS	Cotnoir	Samuel	ESMC	999.00	45	DSQ	32.82	23				32.82	23	1031.82	68	33	
96	HS	Salo	Ashton	LIV	43.66	29		40.76	40				40.76	40	84.42	69	34	
101	HS	Lepera	Zachary	SBS	47.23	32		37.40	37				37.40	37	84.63	69	35	
115	HS	Redmond	Samuel	SBS	999.00	45	DNF	33.15	25				33.15	25	1032.15	70	36	
80	HS	Brady-Burns	Nicholas	SSS	48.50	33		38.97	38				38.97	38	87.47	71	37	
90	HS	Vaillancourt	Zackary	HOR	999.00	45		33.26	27				33.26	27	1032.26	72	38	
116	HS	Ardouin	Pierre	ESMC	52.27	34		45.90	41				45.90	41	98.17	75	39	
92	HS	O'Daiskey	Gillis	BAC	999.00	45		35.83	35				35.83	35	1034.83	80	40	
83	HS	Marshall	Joel	LEP	999.00	45	DSQ	38.97	39				38.97	39	1037.97	84	41	
98	HS	Thompson	Marek	LEP	43.60	28		999.00	61	DSQ			999.00	61	1042.60	89	42	
86	HS	Lacasse	Mathieu	CND	999.00	45		999.00	61	DSQ			999.00	61	1998.00	106	43	
99	DNS	HS	Meuleman	Elijah	BAC	999.00		999.00					999.00	0	1998.00	999	999	
118	DNS	HS	Rheaume	Brady	CND	999.00		999.00					999.00	0	1998.00	999	999	
103	DNS	HS	Leduc	Nicolas	HOR	999.00		999.00					999.00	0	1998.00	999	999	
120	DNS	HS	Maybee	Jake	LOC	999.00		999.00					999.00	0	1998.00	999	999	
124	DNS	HS	Binks	Liam	LOC	999.00		999.00					999.00	0	1998.00	999	999	
77	DNS	HS	Savoie	Ben	SCC	999.00		999.00					999.00	0	1998.00	999	999	
88	DNS	HS	Wagemann	Xander	SCC	999.00		999.00					999.00	0	1998.00	999	999	
105	DNS	HS	Hutchinson	Jaime	SCC	999.00		999.00					999.00	0	1998.00	999	999	
111	DNS	HS	Gouchie	Joe	SCC	999.00		999.00					999.00	0	1998.00	999	999	
114	DNS	HS	Rosner	Cole	SCC	999.00		999.00					999.00	0	1998.00	999	999	
128	OP	Gibson	Jonah	LEP	26.86	3		22.64	1				22.64	1	49.50	4	1	
130	OP	Logan	Mannella	LAS	26.5	2		23.08	2				23.08	2	49.58	4	2	
131	OP	Nielsen	Jacob	ESMC	25.77	1		23.69	4				23.69	4	49.46	5	3	
132	OP	Corsi	Toma	LOC	27.86	4		24.51	5				24.51	5	52.37	9	4	
129	OP	Grossi	Paolo	SBS	28.17	5		24.90	6				24.90	6	53.07	11	5	
134	OP	Farrell	Gord	LOC	28.94	6		25.54	7				25.54	7	54.48	13	6	
138	OP	Farrell	Joe	LOC	31.63	8		26.54	8				26.54	8	58.17	16	7	
137	OP	Kelly	Kevin	LEP	34.15	9		27.38	9				27.38	9	61.53	18	8	
135	OP	Laurin	Bradley	LEP	999.00	15	DNF	23.39	3				23.39	3	1022.39	18	9	
133	OP	Crawford	George	SBS	29.79	7		999.00	17	DSQ			999.00	17	1028.79	24	10	
136	OP	Noccey	Logan	SBS	999.00	15	DNF	28.59	10				28.59	10	1027.59	25	11	
139	OP	Baron	Callum	LOC	999.00	15	DSQ	28.95	11				28.95	11	1027.95	26	12	

\*note: overall placement based on places first then total times if tied

# SDSSAA ALPINE SKI CHAMPIONSHIP

Thursday, February 8th - Adanac Ski Hill  
INDIVIDUAL RESULTS -TOP 6 PLACES BY LEVEL AND RACE

## BOYS - GIANT SLALOM

LEV	BIB	NAME	SCH	TIME	PLACE
HS	75	Coe	LOC	25.79	1
HS	100	Young	LOC	27.11	2
HS	97	Ciulini	LOC	27.84	3
HS	87	Lachance	LIV	27.88	4
HS	109	Caissie	BAC	28.41	5
HS	81	Gauthier LeCoz	ESMC	28.74	6
OP	128	Gibson	LEP	22.64	1
OP	130	Logan	LAS	23.08	2
OP	135	Laurin	LEP	23.39	3
OP	131	Nielsen	ESMC	23.69	4
OP	132	Corsi	LOC	24.51	5
OP	129	Grossi	SBS	24.90	6

## BOYS - SLALOM

LEV	BIB	NAME	SCH	TIME1	TIME2	TOT	PLACE
HS	100	Young	LOC	33.53		33.53	1
HS	97	Ciulini	LOC	34.71		34.71	2
HS	122	Trottier	LOC	35.15		35.15	3
HS	87	Lachance	LIV	35.42		35.42	4
HS	93	Costello	SBS	35.79		35.79	5
HS	110	Beljo	LOC	36.53		36.53	6
OP	131	Nielsen	ESMC	25.77		25.77	1
OP	130	Logan	LAS	26.50		26.50	2
OP	128	Gibson	LEP	26.86		26.86	3
OP	132	Corsi	LOC	27.86		27.86	4
OP	129	Grossi	SBS	28.17		28.17	5
OP	134	Farrell	LOC	28.94		28.94	6

## BOYS - OVERALL

LEV	BIB	NAME	SCH	GS PL	SL PL	TOT PL	TOT TM
HS	100	Young, Mac	LOC	2	1	3	60.64
HS	97	Ciulini, Curtis	LOC	3	2	5	62.55
HS	87	Lachance, Cowen	LIV	4	4	8	63.3
HS	122	Trottier, Cole	LOC	8	3	11	64.17
HS	110	Beljo, Maks	LOC	7	6	13	65.34
HS	93	Costello, Jacob	SBS	9	5	14	65.45
OP	128	Gibson	LEP	1	3	4	49.5
OP	130	Logan	LAS	2	2	4	49.58
OP	131	Nielsen	ESMC	4	1	5	49.46
OP	132	Corsi	LOC	5	4	9	52.37
OP	129	Grossi	SBS	6	5	11	53.07
OP	134	Farrell	LOC	7	6	13	54.48

**GIRLS - GIANT SLALOM**


LEV	BIB	NAME	SCH	TIME	PLACE
HS	7	Bouchard	MMA	27.04	1
HS	19	Wagemann	MMA	28.36	2
HS	5	McDonald	LEP	29.31	3
HS	54	Williamson	BAC	30.11	4
HS	48	Gibbs	BAC	30.52	5
HS	9	Jones	LOC	31.27	6
OP	67	Thorsteinson	LOC	23.76	1
OP	65	Kim	LEP	25.47	2
OP	63	Woods	SBS	25.65	3
OP	64	Phillips	CND	25.70	4
OP	72	Korczak	LEP	26.27	5
OP	70	Kaufman	LEP	28.17	6

**GIRLS - SLALOM**


LEV	BIB	NAME	SCH	TIME1	TIME2	TOT	PLACE
HS	7	Bouchard	MMA	32.71		32.71	1
HS	19	Wagemann	MMA	34.97		34.97	2
HS	9	Jones	LOC	39.42		39.42	3
HS	54	Williamson	BAC	39.42		39.42	4
HS	30	Bischoff	LEP	39.89		39.89	5
HS	4	Frappier	HAN	40.46		40.46	6
OP	67	Thorsteinson	LOC	27.40		27.40	1
OP	69	Fitzpatrick	SBS	28.59		28.59	2
OP	72	Korczak	LEP	28.73		28.73	3
OP	63	Woods	SBS	29.20		29.20	4
OP	64	Phillips	CND	30.95		30.95	5
OP	65	Kim	LEP	32.47		32.47	6

**GIRLS - OVERALL**

LEV	BIB	NAME	SCH	GS PL	SL PL	TOT PL	TOT TM
HS	7	Bouchard	MMA	1	1	2	59.75
HS	19	Wagemann	MMA	2	2	4	63.33
HS	54	Williamson	BAC	4	4	8	69.53
HS	9	Jones	LOC	6	3	9	70.69
HS	30	Bischoff	LEP	9	5	14	72.11
HS	15	Fournier	CND	7	8	15	72.69
OP	67	Thorsteinson	LOC	1	1	2	51.16
OP	63	Woods	SBS	3	4	7	54.85
OP	72	Korczak	LEP	5	3	8	55
OP	65	Kim	LEP	2	6	8	57.94
OP	64	Phillips	CND	4	5	9	56.65



# HIGH SCHOOL LEVEL TEAM RESULTS - GIRLS AND BOYS




School	Boys				Girls				Combined	Rank
	Slalom	GS	Total	Rank	Slalom	GS	Total	Rank	Total	Overall
Lockerby	6	12	18	1	44	100	144	5	162	1
Notre-Dame	68	75	143	4	35	39	74	4	217	2
Bishop Carter	111	60	171	5	25	22	47	2	218	3
Macdonald Cartier	42	55	97	3	74	71	145	6	242	4
Lo-Ellen Park	84	115	199	6	33	20	53	3	252	5
St Benedict	25	40	65	2	88	105	193	8	258	6
Marymount	999	999	1998	7	24	13	37	1	2035	7
St Charles	999	999	1998	7	70	89	159	7	2157	8
L'Horizon	999	999	1998	7	999	999	1998	9	3996	9
Lasalle	999	999	1998	7	999	999	1998	9	3996	9
Lively	999	999	1998	7	999	999	1998	9	3996	9
Sudbury Secondary	999	999	1998	7	999	999	1998	9	3996	9

\*Scores represent the sum of the lowest three placings in each discipline overall

\*\*Teams not consisting of at least three (3) skiers were assigned a score of 999



# OPEN LEVEL TEAM RESULTS - GIRLS AND BOYS



School	Boys				Girls				Combined	Rank
	Slalom	GS	Total	Rank	Slalom	GS	Total	Rank	Total	Overall
Lo-Ellen Park	27	13	40	2	17	13	30	1	70	1
Lockerby	18	20	38	1	999	999	1998	2	2036	2
St Benedict	27	33	60	3	999	999	1998	2	2058	3
Notre-Dame	999	999	1998	4	999	999	1998	2	3996	4
Macdonald Cartier	999	999	1998	4	999	999	1998	2	3996	4
St Charles	999	999	1998	4	999	999	1998	2	3996	4
Marymount	999	999	1998	4	999	999	1998	2	3996	4
Lasalle	999	999	1998	4	999	999	1998	2	3996	4
Confederation	999	999	1998	4	999	999	1998	2	3996	4

\*Scores represent the sum of the lowest three placings in each discipline overall

\*\*Teams not consisting of at least three (3) skiers were assigned a score of 999



TOTAL TIMES	0
-------------	---

TOTAL TIMES	0
-------------	---